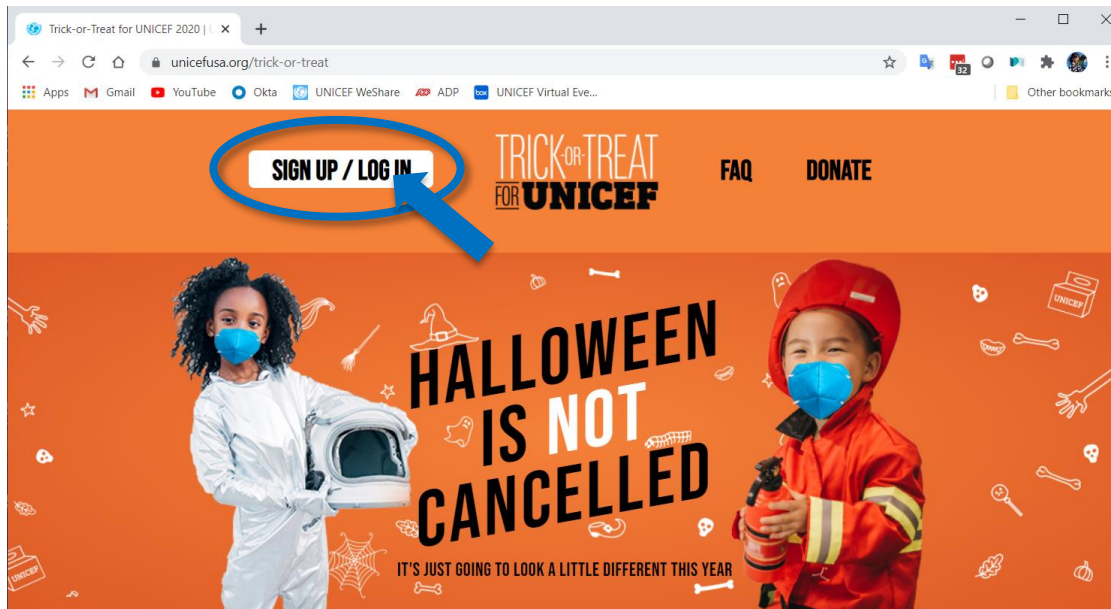


# TRICK-OR-TREAT FOR UNICEF

## How to Register Your Key Club for a Virtual Box

*\*Advisors must sign up on behalf of the club!*

1. Go to [www.TrickorTreatforUNICEF.org](http://www.TrickorTreatforUNICEF.org)
2. Click the [SIGN UP / LOG IN] button



3. Click the GROUP/EDUCATOR button;  
Fill in your First Name, Last Name, email address, password, and your birth year;  
For "Your Group, Org, or Edu Type" select **Kiwanis** and click.

ALREADY A MEMBER? [Sign in](#)

[C](#) Sign Up with Clever

OR

**Sign Up for FREE**

YOU ARE  GROUP/EDUCATOR  INDIVIDUAL

ABOUT YOU

First Name

Last Name

CREATE AN ACCOUNT

Email

.....

1956

HOW DID YOU HEAR ABOUT US? (Optional)

Choose one option

YOUR GROUP, ORG, OR EDU TYPE

K-8 Educator

High School Educator

Club or after school program

University or College

Faith Based Org

Corp or Business Org

**Kiwanis**

Other

Press enter to select

4. Write in your Key Club name and Zipcode, then click NEXT.

Choose one option

**YOUR GROUP, ORG, OR EDU TYPE**

Kiwanis

**GROUP INFORMATION**

ABC High School Key Club

11238

Please send me news and updates from UNICEF USA about other ways to support children around the world.

Next

5. Now you're in your account! This is your virtual Trick-or-Treat for UNICEF Box. As people donate to your "box", you'll see it fill up with coins.
6. First thing to do is to change the name on your Virtual Trick-or-Treat for UNICEF Box.

JANE'S VIRTUAL COLLECTION BOX Share

**Edit Name**

**TRICK-OR-TREAT FOR UNICEF**

## Your Virtual Trick-or-Treat Box

Donated \$\$ from Family and Friends are converted into Coins. \$1 = 10 🪙

Donations RECEIVED	Remaining BALANCE
0 🪙	0 🪙

Click "Edit Name" and re-name it to something that works for your group. Click Apply.

JANE'S VIRTUAL COLLECTION BOX Share

ABC High School Key Club APPLY

The name you enter here will also appear on your donation page so others will know their donations will go directly to you!

**TRICK-OR-TREAT FOR UNICEF**

## Your Virtual Trick-or-Treat Box

Now, you'll see the name on the box has changed!

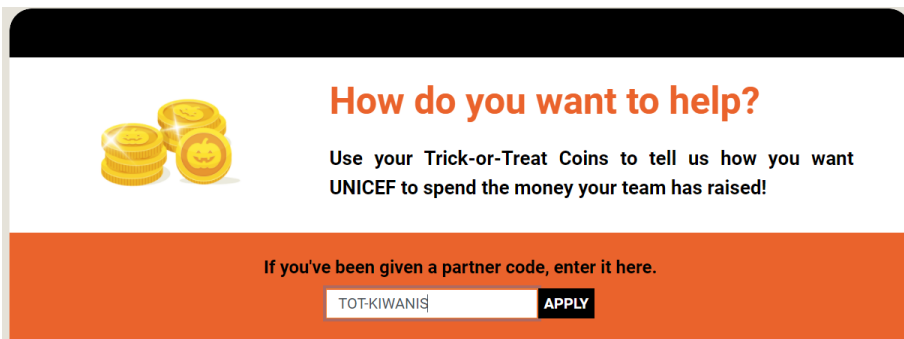
ABC HIGH SCHOOL KEY CLUB'S VIRTUAL COLLECTION BOX Share

**Edit Name**

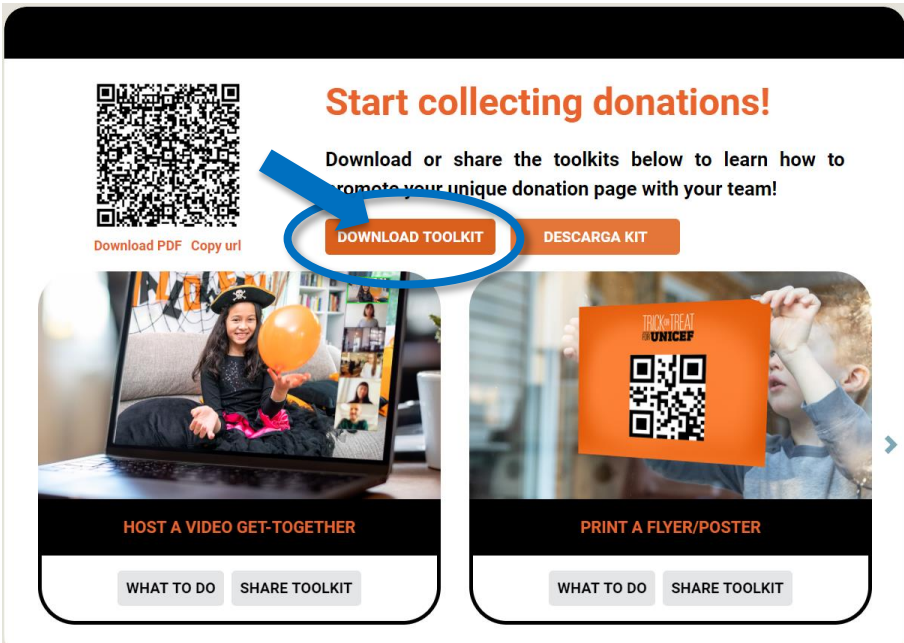
**TRICK-OR-TREAT FOR UNICEF**

## Your Virtual Trick-or-Treat Box

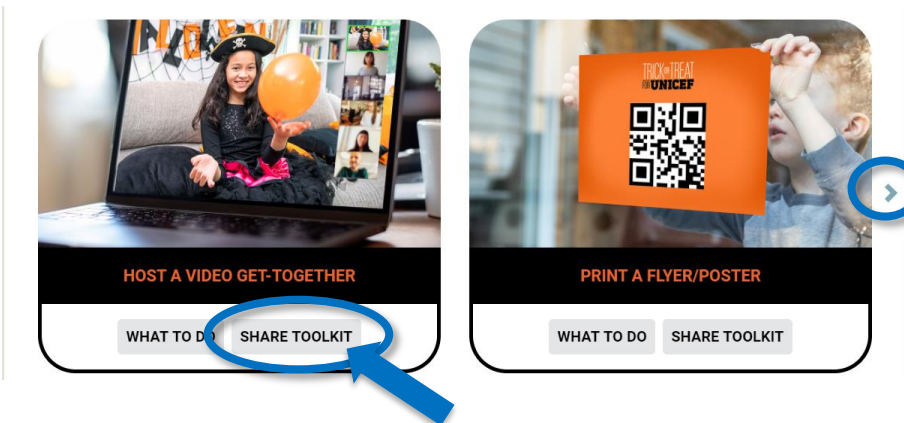
7. Next, enter in your Partner Code: **TOT-KIWANIS**.



8. If you click [DOWNLOAD TOOLKIT] you'll download a PDF that explains how the QR code works, as well as other fundraising ideas. Go ahead and send this PDF to all of your members!



9. You can also send various toolkits to your members – Just click [SHARE TOOLKIT] of the activity you want to share. This will generate a URL code. Copy this code and email/text it out!



10. Note: If you click on the triangle at the right of the screen, you'll see more activities to do!

11. Your group can also earn bonus coins by participating in activities. Share these activities with your members (Click [SHARE ACTIVITY] and send out the URL via email/text).